

# 22. Bridges

October 1, 2016

Ranger Doug,

I have your book *Rhythm Guitar the Ranger Doug Way*, and enjoy putting it to use. I noticed (and you pointed out) that you put the words "in the style of" as part of the heading for songs and had included no lyrics or notation so you wouldn't have to license all of the songs.

Well, it happens that I'm writing a little book to help songwriters write that elusive bridge, and in the book, I'm doing the same thing that you did to avoid violating any copyright laws.

I remember Paul McCartney on TV saying that it was great to have a musical partner because he'd start out a song and "get stuck." A partner (in this case John Lennon) could write the missing B-part of a song.

I'm just writing out the chords to the middle eight or "part B" of songs. When you're composing a song and are stuck for the bridge, you can find out whether one of these progressions is right for you. I think it could be quite helpful indeed, and when I'm done I plan to use it myself!

This book, which I'll just self publish for fun on CreateSpace, is titled:

## **Beatle Bridges and More**

How The Best Composers Wrote Their Bridges and How You  
Can Write Yours

A Practical Guide to Composing the Bridge for Your Song

I only have about 45 Beatle songs that work well for this, so I'm going to add some of my favorite bridges like the ones in "Dream a Little Dream for Me," and "Breaking up Is Hard to Do"—and your "Blue Montana Skies."

I know you're not in the business of giving out legal advice, but I wanted to ask you if you thought I was on firm ground writing things out in the way I have. Perhaps your publisher gave you this advice. Perhaps you could tell me who else I might ask.

I'm attaching a sample page.

Yours,







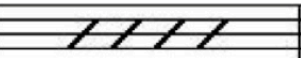

Tom Cole

## **1. Bridge Progression in the Style of "A Hard Day's Night " and Other Songs**

### **KEY OF G**

The chord just before the bridge is chord No. 1 (G).

The chord progression for the bridge begins with a B minor seventh, the No. 3 chord.

<b>3m<sup>7</sup></b> <b>(Bm<sup>7</sup>)</b>	<b>6m</b> <b>(Em)</b>	<b>3m<sup>7</sup></b> <b>(Bm<sup>7</sup>)</b>	
			
<b>1</b> <b>(G)</b>	<b>6m</b> <b>(Em)</b>	<b>2m<sup>7</sup></b> <b>(Am<sup>7</sup>)</b>	<b>5<sup>7</sup></b> <b>(D<sup>7</sup>)</b>
			

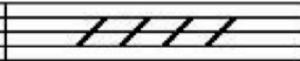
The last chord in the bridge, the No. 5 chord, D<sup>7</sup> leads to the tonic No. 1 chord G.

## 2. Bridge Progression in the Style of "Blue Montana Skies" and Other Songs

### KEY OF A

The chord just before the bridge is chord No. 1 (A).

The chord progression for the bridge begins with a E, the No. 5 chord.

5 (E)	2 (B)	5 (E)	
			
#2 (C)	#6 <sup>7</sup> (G <sup>7</sup> )	#2 (C)	5 <sup>7</sup> (E <sup>7</sup> )
			

The last chord in the bridge, the No. 5 chord, E7 leads to the tonic, the No. 1 chord A.

I was pleased to get a response:







Thanks for your letter! Your project sounds great & I wish you the best with it; however I'm not qualified at all to give any legal advice—I'm just a simple yodeler! Good luck!

Ranger Doug

Since there's room on the page and because I like it so much, I'm adding here the bridge to another song that my nephew suggested I include in the book on bridges.

### Stars Fell on Alabama

<b>2m<sup>7</sup> 5<sup>7</sup></b> <b>(Dm<sup>7</sup>) (G<sup>7</sup>)</b>	<b>1Maj<sup>7</sup> 6dim</b> <b>(1Maj<sup>7</sup>) (Adim)</b>	<b>2m<sup>7</sup> 5<sup>7</sup></b> <b>(Dm<sup>7</sup>) (G<sup>7</sup>)</b>	<b>1Maj<sup>7</sup></b> <b>(C Maj<sup>7</sup>)</b>
			
<b>2m<sup>7</sup> 5<sup>7</sup></b> <b>(Dm<sup>7</sup>) (G<sup>7</sup>)</b>	<b>6m #5</b> <b>(Am) (Ab)</b>	<b>#4m<sup>7</sup>b5 7</b> <b>(F#m<sup>7</sup>b5) (B)</b>	<b>3Maj<sup>7</sup> 5<sup>7</sup></b> <b>(EMaj<sup>7</sup>) (G<sup>7</sup>)</b>
